



Dimensions in mm

### Properties

Mono mobile hinged support rail, Design (A), System 900

- with a horizontal, round gripping level
- Can be folded upwards and folded downwards with braked movement
- for mobile use
- for easy and flexible retrofitting on existing, preassembled mounting plate: 900.50.00160, must be ordered separately
- toolless and quick installation by simple attachment of the hinged support rail
- secured by fixing screw to prevent unintentional removal
- tested up to 150 kg when used with HEWI fixing material
- Recommended maximum weight of the user: 150 kg
- Projection 600 mm , Height 210 mm and width 101 mm , rail diameter 33.7 mm
- Made from high-quality stainless steel, powder-coated in HEWI colours DX (deep matt white), DC (matt black) and SC (matt dark grey pearl mica)
- is produced in accordance with CE and UKCA Regulation (EU) 2017/745 on medical devices
- Fulfils the DIN 18040 requirements




### Awards



### Certificates



### Colours / Surfaces

-  SC (matt dark grey pearl mica)
-  DX (matt white)
-  DC (matt black)