

Dimensions in mm

Properties

Hinged support rail, rotatable of the 801 series

- with integrated flush/function buttons, model E
- Two parallel rails, arranged on top of each other, bars joined together by a connecting arch
- is used for holding and supporting - with continuous, corrosion resistant steel core and wall plate made of polyamide with integrated steel core
- Can be folded upwards and, folded downwards with braking mechanism, in raised position can be turned to left or right towards the wall
- Silver metal button with blue ring is used to activate the toilet flush, silver-metallic button with yellow ring for triggering a freely definable function (The function button does not meet the requirements for an emergency call according to DIN VDE 0834-1)
- spiral cable with bare wire ends for wall connection
- Includes white cover for flush-mounted box
- Control voltage max. 30 V = SELV, PELV, switching current up to max. 2 A
- Suitable for all standard concealed cisterns with electrical control
- Mounting on the wall with wall-specific HEWI mounting material (to be ordered separately)

Sealing tape for sealing the fixing points is included in the delivery

- Concealed mounting
- tested up to 150 kg when used with HEWI fixing material
- Recommended maximum weight of the user: 150 kg
- Projection 700 mm , Height 259 mm and width 78 mm , Rail 33 mm in diameter
- made of matt polyamide in HEWI colours 99 (pure white), 98 (signal white), 97 (light grey), 95 (stone grey) and 92 (anthracite grey)
- Toilet roll holder 801.50B011 and floor supports 950.50.021XA and 950.50.023XA can be retrofitted
- is produced in accordance with CE and UKCA Regulation (EU) 2017/745 on medical devices
- Fulfils the ÖNORM B1600/1601 and SIA 500 requirements





Awards




Certificates



Colours / Surfaces

	99 (pure white)
	98 (signal white)
	97 (light grey)
	95 (stone grey)

	92 (anthracite grey)
---	----------------------