

Dimensions in mm

Properties













Range 801 Removable hanging seat

- Construction from bars, seat and back slats
- serves as a removable seat in the shower area - for hanging in shower handrails and grab rails, Rod diameter 30, 32 and 33 mm
- 450 mm wide, 388 mm high, 498 mm deep
- seat 450 mm wide, 352 mm deep
- Seat elements 60 mm in width
- made of high-gloss polyamide according to HEWI colour chart
- With corrosion-resistant steel core
- Fulfils the SIA 500 requirements
- tested up to 200 kg
- Recommended maximum weight of the user: 150 kg
- A detailed list of the possible combinations of grab rails, Angled rails and shower handrails with matching hanging seats can be found in our online catalogue in the download area of the respective product.

Awards



Colours / Surfaces

	99 (pure white)		92 (anthracite grey)		55 (aqua blue)
	98 (signal white)		90 (jet black)		50 (steel blue)
	97 (light grey)		86 (sand)		33 (ruby red)
	95 (stone grey)		84 (umber)		18 (mustard yellow)