

Similar picture

Dimensions in mm

Properties













Shower, Series 801 bath handrail

- horizontally arranged, Rods connected at right angles with steel fixing rosettes
- Used in the shower and bathtub area to hold onto and for support
- Horizontal lengths 762 mm
- Depth 89 mm , Clearance to the wall 56 mm , Rod diameter 33 mm, Rosette diameter 70 mm
- With continuous, corrosion-resistant steel core
- Wall mounting with wall-specific mounting material and HEWI rosettes
- Can be mounted on the right and left side
- tested up to 200 kg when used with HEWI fixing material
- Recommended maximum weight of the user: 150 kg
- made of high-gloss polyamide according to HEWI colour chart
- Please note when using with suspended seats: Compatibility check required.
- A detailed list of the possible combinations of grab rails, Angled rails and shower handrails with matching hanging seats can be found in our online catalogue in the download area of the respective product.

Awards



Colours / Surfaces

 99 (pure white)	 92 (anthracite grey)	 55 (aqua blue)
 98 (signal white)	 90 (jet black)	 50 (steel blue)
 97 (light grey)	 86 (sand)	 33 (ruby red)
 95 (stone grey)	 84 (umber)	 18 (mustard yellow)