

Similar picture

Dimensions in mm

### Properties













Range 801 Shower grab rail, U-shaped

- arranged vertically and horizontally in U-shape, rails joined to form a right angle, fitted with fixing roses made of steel and shower head holder
- vertical lengths A = 1100 mm, A2 = 900 mm, horizontal length 500 mm
- 89 mm deep, rail diameter 33 mm, rose diameter 70 mm
- suitable for shower heads of various manufacturers
- shower head holder can be continuously tilted and, after pulling or pushing a large lever, its height can be adjusted
- conical adapter on shower head holder makes it easier to hook in the handheld shower head
- with continuous, corrosion resistant steel core
- for wall mounting with special HEWI fixing materials and roses
- can be mounted in left hand or right hand position
- made of high-quality polyamide according to HEWI colour chart

### Awards



### Colours / Surfaces

	99 (pure white)		92 (anthracite grey)		55 (aqua blue)
	98 (signal white)		90 (jet black)		50 (steel blue)
	97 (light grey)		86 (sand)		33 (ruby red)
	95 (stone grey)		84 (umber)		18 (mustard yellow)