

Dimensions in mm

Properties





Range 801 L-shaped support rail


- Rails arranged vertically and horizontally, Rods connected at right angles with steel fixing rosettes
- Used for holding and supporting
- With continuous, corrosion-resistant steel core
- horizontal length 500 mm, vertical length 750 mm
- Depth 89 mm , Clearance to the wall 56 mm , Rod diameter 33 mm, Rosette diameter 70 mm
- Wall mounting with wall-specific mounting material and HEWI rosettes
- Can be mounted on the right and left side
- tested up to 200 kg when used with HEWI fixing material
- Recommended maximum weight of the user: 150 kg
- made of matt polyamide in HEWI colours 99 (pure white), 98 (signal white), 97 (light grey), 95 (stone grey) and 92 (anthracite grey)
- Toilet paper holder upgrade kit 801.50B011 and toilet flush release upgrade kit (radio) 801.50B060 can be retrofitted
- fulfils the requirements of ÖNORM B1600/1601

Awards



Colours / Surfaces

	99 (pure white)
	98 (signal white)
	97 (light grey)
	95 (stone grey)

	92 (anthracite grey)
---	----------------------