



Dimensions in mm

### Properties













Back support, Series 801

- back rest with rectangular bent fixing rods on both sides
- serves to support the back on the WC
- mounted on folding support handles or wall support handles with wall plate, adjustable on site
- 650 to 750 mm wide, 150 mm deep, back rest 334 mm high and 370 mm wide, rod diameter 33 mm
- with continuous, corrosion-protected steel core
- back rest made of synthetic material in HEWI colour 90 (jet black)
- connection made of high-gloss polyamide according to HEWI colour chart
- meets the requirements according to DIN 18040 and ÖNORM B1600/1601

### Awards



### Colours / Surfaces

	99 (pure white)		92 (anthracite grey)		55 (aqua blue)
	98 (signal white)		90 (jet black)		50 (steel blue)
	97 (light grey)		86 (sand)		33 (ruby red)
	95 (stone grey)		84 (umber)		18 (mustard yellow)