

Similar picture





Dimensions in mm

Properties

Range 805 Classic Rail with shower head holder

- vertical rail with right-angled ends and shower head holder, fixing roses
- centre-to-centre 600 mm
- 90 mm deep, bar diameter 33 mm, tube thickness 2 mm, rose diameter 70 mm
- suitable for shower heads of various manufacturers
- shower head holder can be continuously tilted and, after pulling or pushing a large lever, its height can be adjusted
- conical adapter on shower head holder makes it easier to hook in the handheld shower head
- for wall mounting with special HEWI fixing materials and roses
- shower head holder made of high-quality polyamide in HEWI colours 90 (jet black), 92 (anthracite grey), 98 (signal white) or 99 (pure white)
- made of high-quality stainless steel, satin surface finish

Colours / Surfaces

	99 (pure white)
	98 (signal white)
	92 (anthracite grey)
	90 (jet black)