





Similar picture

Properties

Range 805 Classic Rail with vertical support bar and sliding shower head holder

- vertical and horizontal bars joined to form an L-shape and fitted with fixing roses and a shower head holder
- with vertical rail with shower head holder that can be moved to the side (for installation)
- vertical length made-to-measure from 600 mm to 1250 mm, horizontal lengths (corner mounting) made-to-measure from 475 mm to 1800 mm
- 90 mm deep, bar diameter 33 mm, tube thickness 2 mm, rose diameter 70 mm
- additional support required for lengths above 1200 mm as spacings between supports may not exceed 850 mm
- suitable for shower heads of various manufacturers
- shower head holder can be continuously tilted and, after pulling or pushing a large lever, its height can be adjusted
- conical adapter on shower head holder makes it easier to hook in the handheld shower head
- for wall mounting with special HEWI fixing materials and roses
- can be mounted in left hand or right hand position
- shower head holder made of high-quality polyamide in HEWI colours 90 (jet black), 92 (anthracite grey), 98 (signal white) or 99 (pure white)
- made of high-quality stainless steel, satin surface finish
- Please note when using with hanging seats: Compatibility check required.
- A detailed list of possible combinations of hand rails, L-shaped rails and shower handrails with matching hanging seats can be found in our online catalogue in the download area of the respective product.

Colours / Surfaces

	99 (pure white)
	98 (signal white)
	92 (anthracite grey)
	90 (jet black)