

Properties




Shower handrail with sliding shower holder bar, System 900

- Rails arranged vertically and horizontally, rails connected at right angles with fixing rosettes and magnetic shower holder
- with shower head rail that can be pushed to the side (for installation)
- Vertical length 49 3/16 inch (1250 mm), - Horizontal length 18 inch (457 mm), 2 3/4 inch (70 mm) depth
- rail diameter 1 1/4 inch (32 mm), tube thickness 1/16 inch (2 mm), rose diameter 2 3/4 inch (70 mm)
- made of high-quality stainless steel, powder-coated in HEWI colour CV (deep matt black), ER (deep matt dark grey pearl mica) and VH (deep matt white), each with the same colour, powder-coated shower holder made of high-quality stainless steel
- suitable for shower heads of various manufacturers
- simple and intuitive one-hand operation
- Shower holder is infinitely adjustable, automatically fixed in place by magnets
- wear-free clamping mechanism
- conical holder on the shower holder can be adjusted to any angle
- including non-corrosive and tested HEWI fixing material for wall mounting and sealing tape to seal the drilling points
- Please note when using with hanging seats: Compatibility check required.
- A detailed list of possible combinations of hand rails, L-shaped rails and shower handrails with matching hanging seats can be found in our online catalogue in the download area of the respective product.
- meets the requirements of 2010 ADA standards and ICC/ANSI A117.1-2017

Awards



Colours / Surfaces

-  VH (matt white
-light grey matt (97))
-  ER (dk grey
-black matt)
-  CV (black deep matt
-black matt (90))