

### Properties





Backrest rail, System 900





- backrest with fixing rails with roses on both sides
- serves as back support for toilet users
- for wall mounting
- 330 mm high and 150 mm deep, backrest 350 mm wide, rail diameter 32 mm, tube thickness 2 mm
- Centre distance adjustable from 478 to 578 mm on site
- Black plastic backrest
- connection made of high-quality stainless steel, PVD coated surface
- including non-corrosive and tested HEWI fixing material
- fulfils the DIN 18040 and ÖNORM B1600/1601 requirements.
- fulfils the requirements of BS standard BS 8300:2009 (+A1:2010)/Doc M



### Awards



### Colours / Surfaces

	WR (brushed nickel)
	VT (brushed gold)
	UN (bronze glossy)
	SV (brushed bronze)

	RB (brushed copper)
	LP (brushed brass)
	JL (shiny nickel)
	DP (shiny copper)

	CK (shiny brass)
	BZ (shiny gold)