

Dimensions in mm

Properties





System 900 Q bath towel rail





- bath towel rail in a geometric square design
- made of high-quality stainless steel, PVD coated
- 800 mm wide, 20 mm high, 70 mm deep
- for wall mounting, Concealed fastening
- including corrosion-free HEWI fixing material



Awards



Colours / Surfaces

	WR (brushed nickel)
	VT (brushed gold)
	UN (bronze glossy)
	SV (brushed bronze)

	RB (brushed copper)
	LP (brushed brass)
	JL (shiny nickel)
	DP (shiny copper)

	CK (shiny brass)
	BZ (shiny gold)