

Dimensions in mm

Similar picture

### Properties






Range 477 Shelf with plate glass

- plate glass shelf tightly fitted in all-round edgedue to push-button facilitated release
- anti-theft locking system
- 600 mm wide, 28 mm high and 140 mm deep, plate glass 572 mm wide
- made of high-quality polyamide according to HEWI colour chart
- plate glass shelf available in opaquet white
- including non-corrosive HEWI fixing material

### Awards



### Colours / Surfaces

	99 (pure white)		92 (anthracite grey)		74 (apple green)		36 (coral)
	98 (signal white)		90 (jet black)		72 (may green)		33 (ruby red)
	97 (light grey)		86 (sand)		55 (aqua blue)		24 (orange)
	95 (stone grey)		84 (umber)		50 (steel blue)		18 (mustard yellow)