

Similar picture

Properties




Range 477 Rail with shower head holder

- rail system with shower head holder
- suitable for shower heads of various manufacturers
- shower head holder height adjustable by pulling or pushing a lever and with continuous tilt angle adjustment
- rail system has corrosion-resistant steel core
- fixing with roses
- 1100 mm high (centre-to-centre), 90 mm deep and 33 mm in diameter, 70 mm rose diameter
- made of high-quality polyamide according to HEWI colour chart

Awards



Colours / Surfaces

 99 (pure white)	 92 (anthracite grey)	 74 (apple green)	 36 (coral)
 98 (signal white)	 90 (jet black)	 72 (may green)	 33 (ruby red)
 97 (light grey)	 86 (sand)	 55 (aqua blue)	 24 (orange)
 95 (stone grey)	 84 (umber)	 50 (steel blue)	 18 (mustard yellow)