

Dimensions in mm

Properties

Mobile folding support handle Duo, Design (A), System 900

- Two parallel rails, round gripping levels arranged on top of each other
- Can be folded upwards and folded downwards with braked movement
- for mobile use
- for easy and flexible retrofitting on existing, preassembled mounting plate: 900.50.00160, must be ordered separately
- toolless and quick installation by simple attachment of the hinged support rail
- secured by fixing screw to prevent unintentional removal
- tested up to 150 kg when used with HEWI fixing material
- Recommended maximum weight of the user: 150 kg
- Projection 900 mm , Height 210 mm and width 101 mm , diameter of upper rail 33.7 mm, diameter of bottom rail 25 mm
- Made from high-quality stainless steel, powder-coated in HEWI colours DX (deep matt white), DC (matt black) and SC (matt dark grey pearl mica)
- Floor supports 900.50.02060 and 900.50.02160 can be retrofitted
- is produced in accordance with CE and UKCA Regulation (EU) 2017/745 on medical devices
- fulfils the requirements of ÖNORM B1600/1601




Awards



Certificates



Colours / Surfaces

	SC (matt dark grey pearl mica)
	DX (matt white)
	DC (matt black)