

Similar picture

Properties





Shower, Bath handrail with sliding shower rail from the 801 series





- Rails arranged vertically and horizontally, Rods connected at right angles with steel fixing rosettes and shower head holder
- With vertical rail with shower head holder that can be moved to the side (for installation)
- Used in the shower and bathtub area to hold onto and for support
- Vertical length 1100 mm , - Horizontal length 1184 mm
- Depth 89 mm , Clearance to the wall 56 mm , Rod diameter 33 mm, Rosette diameter 70 mm
- Suitable for hand showers from various manufacturers
- Shower head holder can be continuously tilted and, after pulling or pushing a large lever, its height can be adjusted
- Conical adapter on shower head holder makes it easier to hook in the shower head
- With continuous, corrosion-resistant steel core
- Wall mounting with wall-specific mounting material and HEWI rosettes
- tested up to 200 kg when used with HEWI fixing material
- Recommended maximum weight of the user: 150 kg
- made of high-gloss polyamide according to HEWI colour chart
- Please note when using with suspended seats: Compatibility check required.
- A detailed list of the possible combinations of grab rails, Angled rails and shower handrails with matching hanging seats can be found in our online catalogue in the download area of the respective product.





Awards



Colours / Surfaces

	99 (pure white)
	98 (signal white)
	97 (light grey)
	95 (stone grey)

	92 (anthracite grey)
	90 (jet black)
	86 (sand)
	84 (umber)

	55 (aqua blue)
	50 (steel blue)
	33 (ruby red)
	18 (mustard yellow)