

Similar picture

Dimensions in mm

Properties

Range 801 Hinged support rail

- with integrated flush release, model E
- Two parallel rails, arranged on top of each other, bars joined together by a connecting arch
- is used for holding and supporting - with continuous, corrosion resistant steel core and wall plate made of polyamide with integrated steel core
- Can be folded upwards and folded downwards with braked movement
- Button with blue ring is used to activate the toilet flush
- spiral cable with bare wire ends for wall connection
- Includes white cover for flush-mounted box
- Control voltage max. 30 V = SELV, PELV, switching current up to max. 2 A
- Suitable for all standard concealed cisterns with electrical control
- Mounting on the wall with wall-specific HEWI mounting material (to be ordered separately)

Sealing tape for sealing the fixing points is included in the delivery

- Concealed mounting
- tested up to 150 kg when used with HEWI fixing material
- Recommended maximum weight of the user: 150 kg
- Projection 850 mm , Height 259 mm and width 78 mm , Rail 33 mm in diameter
- made of high-gloss polyamide according to HEWI colour chart
- Toilet roll holder 801.50.011 and floor supports 950.50.021XA and 950.50.023XA retrofittable
- is produced in accordance with CE and UKCA Regulation (EU) 2017/745 on medical devices
- Fulfils the DIN 18040 requirements, ÖNORM B1600/1601 and SIA 500





Awards











Certificates



Colours / Surfaces

	99 (pure white)
	98 (signal white)
	97 (light grey)
	95 (stone grey)

	92 (anthracite grey)
	90 (jet black)
	86 (sand)
	84 (umber)

	55 (aqua blue)
	50 (steel blue)
	33 (ruby red)
	18 (mustard yellow)