



Similar picture

Dimensions in mm

Properties

Hinged support rail, rotatable of the 801 series

- Two parallel rails, arranged on top of each other, bars joined together by a connecting arch
- is used for holding and supporting - with continuous, corrosion resistant steel core and wall plate made of polyamide with integrated steel core
- Can be folded upwards and, folded downwards with braking mechanism, in raised position can be turned to left or right towards the wall
- Mounting on the wall with wall-specific HEWI mounting material (to be ordered separately)

Sealing tape for sealing the fixing points is included in the delivery

- Concealed mounting
- tested up to 150 kg when used with HEWI fixing material
- Recommended maximum weight of the user: 150 kg
- Projection 600 mm , Height 259 mm and width 78 mm , Rail 33 mm in diameter
- made of high-gloss polyamide according to HEWI colour chart
- Toilet roll holder 801.50.011, - Toilet flushing mechanism (radio) 801.50.060 and floor supports 950.50.021XA and 950.50.023XA retrofittable
- is produced in accordance with CE and UKCA Regulation (EU) 2017/745 on medical devices
- Fulfils the DIN 18040 requirements













Awards



Certificates



Colours / Surfaces

| | | | | | |
|-------------------------------------------------------------------------------------|-------------------|-------------------------------------------------------------------------------------|----------------------|---------------------------------------------------------------------------------------|---------------------|
|  | 99 (pure white) |  | 92 (anthracite grey) |  | 55 (aqua blue) |
|  | 98 (signal white) |  | 90 (jet black) |  | 50 (steel blue) |
|  | 97 (light grey) |  | 86 (sand) |  | 33 (ruby red) |
|  | 95 (stone grey) |  | 84 (umber) |  | 18 (mustard yellow) |