

Dimensions in mm

Properties













Range 801 grab bar

- Bar curved up at right-angles at the ends with steel mounting rosettes
- For holding on to and for support
- With continuous, corrosion-resistant steel core
- Wall mounting with wall-specific mounting material and HEWI rosettes
- tested up to 200 kg when used with HEWI fixing material
- Recommended maximum weight of the user: 150 kg
- Centre distance 600 mm
- Depth 89 mm , Clearance to the wall 56 mm , Rod diameter 33 mm, Rosette diameter 70 mm
- made of high-gloss polyamide according to HEWI colour chart
- Please note when using with suspended seats: Compatibility check required.
- A detailed list of the possible combinations of grab rails, Angled rails and shower handrails with matching hanging seats can be found in our online catalogue in the download area of the respective product.

Awards



Colours / Surfaces

 99 (pure white)	 92 (anthracite grey)	 55 (aqua blue)
 98 (signal white)	 90 (jet black)	 50 (steel blue)
 97 (light grey)	 86 (sand)	 33 (ruby red)
 95 (stone grey)	 84 (umber)	 18 (mustard yellow)