

Similar picture

Dimensions in mm

Properties

Range 801 Hinged support rail

- with arm pad
- Two parallel rails, arranged on top of each other, bars joined together by a connecting arch
- is used for holding and supporting - with continuous, corrosion resistant steel core and wall plate made of polyamide with integrated steel core
- Can be folded upwards and folded downwards with braked movement
- Mounting on the wall with wall-specific HEWI mounting material (to be ordered separately)

Sealing tape for sealing the fixing points is included in the delivery

- Concealed mounting
- tested up to 150 kg when used with HEWI fixing material
- Recommended maximum weight of the user: 150 kg
- Projection 900 mm , Height 259 mm and width 78 mm , Rail 33 mm in diameter
- Arm pad made of black PU integral foam, length 295 mm
- made of matt polyamide in HEWI colours 99 (pure white), 98 (signal white), 97 (light grey), 95 (stone grey) and 92 (anthracite grey)
- Toilet roll holder 801.50B011, Toilet flushing mechanism (radio) 801.50B060 and floor supports 950.50.021XA and 950.50.023XA retrofittable
- is produced in accordance with CE and UKCA Regulation (EU) 2017/745 on medical devices
- fulfils the requirements of ÖNORM B1600/1601





Awards




Certificates



Colours / Surfaces

	99 (pure white)
	98 (signal white)
	97 (light grey)
	95 (stone grey)

	92 (anthracite grey)
---	----------------------