

Dimensions in mm

### Properties

LED tilt-mirror of the series 801, LED basic

- rectangular, illuminated laminated glass mirror with sanded edges
- integrated shatter protection and integrated LED lights on the side, left and right
- the mirror can be tilted to max 28° using a crank and rope, and can therefore be used when standing or sitting
- for wall mounting
- with rope pulley for pre-wall installation
- direct connection 200-240 V
- with two high-quality LED aluminium light profiles attached to the back of the mirror
- Durable LED in light colour: natural white, 4000 Kelvin, total output approx. 9.6 Watt
- LED and ballast are protected, protection class II, rating IP 44
- Mirror 600 mm wide, 540 mm high and 6 mm thick
- Mirror made of laminated glass
- Holding elements and crank made of matt polyamide in HEWI colours 99 (pure white), 98 (signal white), 97 (light grey), 95 (stone grey), 92 (anthracite grey), 90 (jet black), 55 (aqua blue) and 36 (coral)
- This product contains a light source of energy efficiency class G
- CE and UKCA marking acc. to EMC 2014/30/EU
- Suitable for power grids with mains voltages between 200 and 240 V and mains frequencies of 50 and 60 Hz





### Awards



### Certificates



### Colours / Surfaces

	99 (pure white)
	98 (signal white)
	97 (light grey)
	95 (stone grey)

	92 (anthracite grey)
	90 (jet black)
	55 (aqua blue)
	36 (coral)