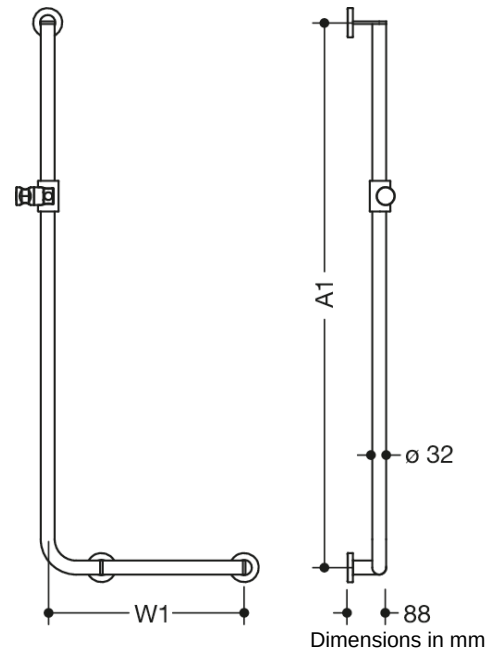




Similar picture



### Properties



L-shaped support rail with shower head holder, System 900

- right-hand version
- vertical and horizontal rails, joined at right-angles with mounting roses and a shower head holder
- horizontal length made-to-measure from 300 mm to 850 mm, vertical length made-to-measure from 600 mm to 1250 mm, 88 mm deep
- rail diameter 32 mm, rose diameter 70 mm
- made of high-quality stainless steel, satin surface finish
- shower head holder made of high-quality matt polyamide in the HEWI colours 98 (signal white) and 92 (anthracite grey)
- suitable for shower heads of various manufacturers
- shower head holder can be tilted continuously and, after pressing a large pushbutton, its height can be adjusted
- conical adapter on shower head holder makes it easier to hook in the handheld shower head
- for mounting on the wall with specific HEWI fixing material and roses
- including non-corrosive fixing material and sealing tape for sealing the drilling points
- Please note when using with hanging seats: Compatibility check required.
- A detailed list of possible combinations of hand rails, L-shaped rails and shower handrails with matching hanging seats can be found in our online catalogue in the download area of the respective product.

### Awards



### Colours / Surfaces

- |   |                      |
|---|----------------------|
|  | 98 (signal white)    |
|  | 92 (anthracite grey) |