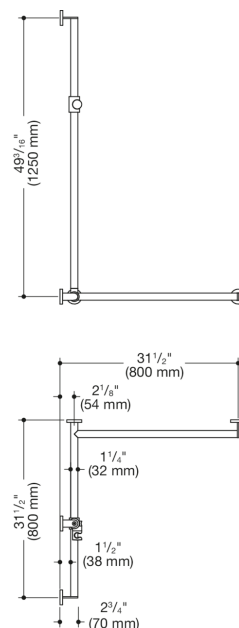




Similar picture



Dimensions in mm

## Properties

Shower handrail with sliding shower head rail, System 900

- vertical and horizontally arranged rails connected at right angles with mounting roses and shower head holder
- with shower head rail that can be pushed to the side (for installation)
- right-hand version
- vertical length 49 3/16 inch (1250 mm), horizontal lengths (corner mounting) 31 1/2 inch (800 mm), 2 3/4 inch (70 mm) deep
- rail diameter 1 1/4 inch (32 mm), tube thickness 1/16 inch (2 mm), rose diameter 2 3/4 inch (70 mm)
- weight capacity up to 330 lbs (150 kg)
- made of high-quality stainless steel, chrome
- shower head holder made of high-quality matt polyamide in the HEWI colours 98 (signal white) and 92 (anthracite grey)
- suitable for shower heads of various manufacturers
- shower head holder can be tilted continuously and, after pressing a large pushbutton, its height can be adjusted
- conical adapter on shower head holder makes it easier to hook in the shower head
- reduced number of mounting roses due to innovative corner connection
- including non-corrosive and tested HEWI fixing material for wall mounting and sealing tape for sealing the drilling points
- fulfils the requirements of the 2010 ADA Standards and ICC/ANSI A117.1-2017



## Awards



## Certificates



**Colours / Surfaces**

	98 (signal white)
	92 (anthracite grey)