

Similar picture

Dimensions in mm

### Properties





Grab bar (USA) from System 800 K




- straight rail with supports straight to the wall and roses
- for holding onto and as a support
- with corrosion-protected steel core throughout
- length 18 inch (457 mm), rail diameter of rail 1 5/16 inch (33 mm), 2 13/16 inch (71 mm) deep
- wall connection with discreet supports perpendicular to wall and flat roses
- easy installation due to individually mountable fixing plates made of high-quality stainless steel for hanging the support rail
- rose diameter 3 1/8 inch (80 mm), cap 1/2 inch (13 mm)
- includes non-corroding HEWI fixing material
- maximum loading capacity 250 lbs (113 kg)
- made from high-grade synthetic material in the HEWI colors 99 (pure white), 95 (stone gray), 92 (anthracite gray), 90 (jet black), 86 (sand), 84 (umber) and 33 (ruby red)
- meets the requirements of 2010 ADA standards and ICC/ANSI A117.1-2017

### Certificates



### Colours / Surfaces

	99 (pure white)
	95 (stone grey)
	92 (anthracite grey)
	90 (jet black)

	86 (sand)
	84 (umber)
	33 (ruby red)