

Similar picture

Dimensions in mm

Properties





Pull handle made of rail system



System 111 made of solid coloured polyamide, diameter 33 mm, with continuous, corrosion-proof steel insert, for one-sided and paired fixing on glass, wooden, PVC and metal doors (aluminium: 1 to 3 chamber, steel: 1 chamber profiles),

Load bearing capacity under alternating load 100 kg on wooden and metal doors, 50 kg on PVC doors, with 2 fixing points, fixing outside the lock area or within the lock area, as well as fixing through the lock. L-shaped handle in a curved shape, with straight supports, in conjunction with BA5.0 for frame doors, fulfils the handle requirements of the guidelines of the German Federal Association of Accident Insurance Funds (Bundesverband der Unfallkassen e. V. - BUK) - safe distance from the closing edge 25 mm.

State required centre-to-centre within range from 200 mm to 2000 mm

Colours / Surfaces

	99 (pure white)
	98 (signal white)
	97 (light grey)
	95 (stone grey)

	92 (anthracite grey)
	90 (jet black)