


BACKREST RAILS


STATIONARY HINGED SUPPORT RAILS

NECESSARY FOR ALL




801.51.906... / 801.51B906...

- c to c 650-750 mm adjustable on site
- 150 mm deep
- double-sided mounting
- backrest made of synthetic material in HEWI colours 98 (signal white), 92 (anthracite grey) and 90 (jet black)
- rails made of glossy polyamide in 14 HEWI colours or matt polyamide in 5 HEWI colours




801.51.907... / 801.51B907...

- do.
- 230 mm deep



**801.51.926...R | 801.51B926R...
801.51.926...L | 801.51B926L...**

- c to c 650-750 mm adjustable on site
- 150 mm deep
- one-sided installation
- backrest made of synthetic material in HEWI colours 98 (signal white), 92 (anthracite grey) and 90 (jet black)
- rails made of glossy polyamide in 14 HEWI colours or matt polyamide in 5 HEWI colours



**801.51.927...R | 801.51B927R...
801.51.927...L | 801.51B927L...**

- do.
- 230 mm deep

Polyamide CE




**801.50.2...
801.50.1... | rotatable** **801.50D2...
801.50D1... | rotatable**



**801.50.2...1
801.50.1...1 | rotatable** **801.50.2...4S
801.50.1...4S | rotatable**

Polyamide, matt edition CE



**801.50B2...0
801.50B1...0 | rotatable**



**801.50B2...1
801.50B1...1 | rotatable** **801.50B2...4S
801.50B1...4S | rotatable**

**BM10.2.1 (on both sides)
BM10.2.2 (one-sided)**
For fixing on walls made of concrete (> C20/C25)
National technical approval number: ETA-11/0493

**BM11.2.1 (on both sides)
BM11.2.2 (one-sided)**
For fixing on walls

with mesh sleeve ø 18 mm

- hollow concrete block
- vertically perforated bricks
- hollow lightweight concrete block
- lightweight aggregate concrete with open structure

without mesh sleeve

- solid bricks
- perforated calcium silicate block

with mesh sleeve ø 22 mm

- autoclaved aerated concrete (> P2)

**BM12.2.1 (on both sides)
BM12.2.2 (one-sided)**
lightweight walls with rear lining made of laminated timber boards (with waterproof bonding, at least 30 mm thick required, e.g. studs or pre wall installation)

**BM13.2.1 (on both sides)
BM13.2.2 (one-sided)**
lightweight walls with integrated steel plates (e.g. studs or pre wall installation)

Backrest rail cannot be combined with mobile versions.