





Dimensions in mm





Properties


Flush pull design 538 ML

made of through-dyed polyamide, 60 mm diameter, 20 mm high, recess depth 13 mm, with grip recess.

Colours / Surfaces

	99 (pure white)
	98 (signal white)
	97 (light grey)
	95 (stone grey)

	92 (anthracite grey)
	90 (jet black)
	50 (steel blue)
	33 (ruby red)

	18 (mustard yellow)
---	---------------------