

*depending on the siphon used

Dimensions in mm

Similar picture

Properties

Product set washbasin and fittings comprising
Washbasin M40.11.501

- made of mineral composite with non-porous surface, alpine white
- with shelf and oval basin
- integrated gripping feature on the side, can be used as a towel holder
- without overflow, prepared for single hole mixer tap
- wheelchair accessible to DIN 18040 and ÖNORM B1600/1601
- weight capacity to EN 14688, for hanger bolt fixing
- 650 mm wide and 550 mm deep
- CE marking according to Construction Products Regulation No. 305/2011

and

Single lever washbasin mixer tap AQ1.12M10640

- high-quality chrome-plated, round tube
- with coloured lever grip element made of polyamide in selected HEWI colours
- flow rate 5 l/min, noise class 1
- Kerox K-35B ceramic cartridge, pressure resistant up to 35 bar
- laminar flow regulator with dynamic flow control 5 l/min, with anti-theft protection
- connection via flexible pressure hoses with woven-in hot-cold marking, 450 mm long, G 3/8
- brass fitting body
- open operating lever with hot-cold marking
- 270 mm high, 187 mm projection
- swivel spout, can be optionally locked in position, without waste fittings
- suitable for thermal disinfection to WRAS

















Awards



Certificates



Colours / Surfaces

	99 (pure white)		92 (anthracite grey)		74 (apple green)		36 (coral)
	98 (signal white)		90 (jet black)		72 (may green)		33 (ruby red)
	97 (light grey)		86 (sand)		55 (aqua blue)		24 (orange)
	95 (stone grey)		84 (umber)		50 (steel blue)		18 (mustard yellow)