

Wymiary w mm

Właściwości

Escutcheon

short stems, made of polyamide, solid colour, high-gloss surface, for fire protective doors

Rose substructure made of synthetic material-stainless steel composite, can be used for left and right-hand opening doors. Concealed, non-loosening screwed joint with M5 stainless steel screws sleeve-screw combination as well as the pivot disappearing into the door leaf.

Rose cap round, diameter 55 mm, 10.5 mm high, flat, 1.5 mm wall thickness.





Supplied without screws


Certyfikaty



Kolory / Powierzchnie

	99 (czysta biel)
	98 (sygnał biały)
	97 (jasnoszary)
	95 (szary kamień)

	92 (szary antracytowy)
	90 (czerń jetowa)
	50 (stalowoniebieski)
	33 (rubinowa czerwień)

	18 (żółta musztarda)
---	----------------------