

Podobne zdjęcie

Właściwości

Rose

in R-technology made of polyamide, solid colour, high-gloss surface, and for handle diameter 20 mm

Rose substructure made of synthetic material-stainless steel composite, can be used for left and right-hand opening doors. Concealed, non-loosening screwed joint with M4 screw and sleeve combination as well as the pivot disappearing into the door leaf.










Rose cap round, diameter 55 mm, 10.5 mm high, flat, 1.5 mm wall thickness.

supplied incl. screws

Certyfikaty



Kolory / Powierzchnie

	99 (czysta biel)		92 (szary antracytowy)		18 (żółta musztarda)
	98 (sygnał biały)		90 (czerń jetowa)		
	97 (jasnoszary)		50 (stalowoniebieski)		
	95 (szary kamień)		33 (rubinowa czerwień)		