

Podobne zdjęcie

Właściwości

WC-Rose

short stems, made of polyamide, solid colour, high-gloss surface

Synthetic material rose substructure, can be used for left and right-hand opening doors. Concealed, non-loosening screwed joint with 5 mm Spax screws and the support/expansion pivot disappearing into the door leaf. WC version with emergency opening by means of square spindle or coin and occupancy disc (red/white indicator) on the outside (long stems). turnknob on the inside (short stems).










Rose cap round, diameter 55 mm, 10.5 mm high, flat, 1.5 mm wall thickness.

Supplied without screws

Certyfikaty



Kolory / Powierzchnie

	99 (czysta biel)		92 (szary antracytowy)		18 (żółta musztarda)
	98 (sygnał biały)		90 (czerń jetowa)		
	97 (jasnoszary)		50 (stalowoniebieski)		
	95 (szary kamień)		33 (rubinowa czerwień)		

Zastrzega się możliwość wprowadzania zmian technicznych, 03.03.2026