




Wymiary w mm

### Właściwości

#### System 162 Shelf

- shelf consisting of lateral supports and a shelf made of glass
- holder made of high-quality stainless steel tube diameter 18 mm, powder-coated in HEWI colours DX (matt white), DC (matt black) and SC (matt dark grey pearl mica)
- shelf made of glass (4 mm) with matt sandblasted underside
- 600 mm wide and 122 mm deep
- for wall mounting, concealed fixing
- not suitable for use in the shower
- incl. non-corrosive HEWI fixing materials

### Kolory / Powierzchnie

-  SC (ciemnoszary matowy)
-  DX (biały matowy)
-  DC (czarny matowy)