

Wymiary w mm

### Właściwości

Window handle

lockable, for windows with tilt-first function, Design 111 made of polyamide, 20 mm diameter, 130 mm long, with 90 degree latching points and 7 mm square spindle, length protrudes by 30 mm (other lengths and 45 degree latching on request). The window handle meets the standards of DIN 18040.

Rose with metal base, 76.5 x 35 mm, with pivot diameter 10 mm, concealed screw fixing, screw hole spacing 43 mm, cover cap made of stainless steel (1.4301), wall thickness 1.5 mm. Rose with metal base, 75 x 33 mm, with pivot diameter 10 mm, concealed screw fixing, screw hole spacing 43 mm, cover cap made of stainless steel (1.4301), wall thickness 1.5 mm. Integrated pushlock with 5 pin tumblers, lockable in all latched positions, however, release of a 90 degree rotational movement, for opening the window when the window handle is locked, the locking acts directly on the handle and blocks rotation of the handle.

keyed to differ:

every lock cylinder requires a separate key, 2 keys are supplied with each handle.

keyed alike:

all lock cylinders can be locked with the same key.

Sustainability: EPD Environmental Product Declaration










### Wyróżnienia



### Certyfikaty



### Kolory / Powierzchnie

	99 (czysta biel)		92 (szary antracytowy)		18 (żółta musztarda)
	98 (sygnał biały)		90 (czern' jetowa)		
	97 (jasnoszary)		50 (stalowoniebieski)		
	95 (szary kamień)		33 (rubinowa czerwien')		