




Wymiary w mm



Właściwości

Fixing type

for fixing handle pairs on solid wood, PVC and 2-3 chamber aluminium profiles. Drillhole in door 14 mm diameter, door thickness 40 - 45 mm. Installation tool: Allen key SW 6 (A/F 6) and SW 10 (A/F 10). Ensures a safe distance of 25 mm from the closing edge. Rose fixing: overall handle height + 18 mm. Tested to BAGUV guidelines.

Kolory / Powierzchnie

| | |
|---|-------------------|
|  | 99 (czysta biel) |
|  | 98 (sygnał biały) |
|  | 97 (jasnoszary) |
|  | 95 (szary kamień) |

| | |
|---|------------------------|
|  | 92 (szary antracytowy) |
|  | 90 (czerni jetowa) |