

Wymiary w mm

Właściwości

Escutcheon

long stems, made of polyamide, solid colour, high-gloss surface

Synthetic material rose substructure, can be used for left and right-hand. Concealed, non-loosening screwed joint with 5 mm Spax screws and the support/expansion pivot disappearing into the door leaf.










Rose cap round, diameter 55 mm, 10.5 mm high, flat, 1.5 mm wall thickness.

Supplied without screws

Certyfikaty



Kolory / Powierzchnie

	99 (czysta biel)		92 (szary antracytowy)		18 (żółta musztarda)
	98 (sygnał biały)		90 (czerń jetowa)		
	97 (jasnoszary)		50 (stalowoniebieski)		
	95 (szary kamień)		33 (rubinowa czerwień)		