

Właściwości

Vacant/Engaged fitting

with flat lever handle rose, cap made of stainless steel (1.4301), matt, diameter 32 mm, consisting of: door lever handle design 162.21PBM, mitred, made of matt polyamide with continuous steel core up to the end of the lever handle, through-dyed, diameter 21.3 mm, with shank guide. Square spindle of the male part of the lever handle 8 mm with trapezoidal thread, for Austria square pin in lock area 8.5 mm with trapezoidal thread. Fixing of the lever handle in a press-in bearing with all-round teeth and a polyamide plain bearing bush with two lugs as anti-rotation elements in the press-in bearing. The grub screw M5, as additional securing of the female parts of the lever handle, fixes itself in a recess in the square spindle and thus helps to achieve optimum force transfer into the door leaf.

With toilet door rose 306PBXAMNR/306PBXCMNR, diameter 32 mm made of stainless steel (1.4301) matt, bolt made of matt polyamide - outside 4.5 mm high, inside 3 mm high - execution with emergency opening using a coin (made of stainless steel (1.4301) matt) and optionally with or without occupancy disc (red/green indicator) on the outside.

Use in conjunction with mortise locks to DIN 18251.

Installation of the press-in bushes by means of a mounting nut with trapezoidal thread, AF 19. We recommend installation using a ring spanner, AF 19. The cut size (hole dimension) in the area of the lock follower must have nominal size 25 mm. Production tolerances of +/- 1 mm can be levelled out by the press-in bearing. The cut size (hole dimension) for mounting toilet door roses must have a nominal size of 25 mm.

We recommend mounting on residential and internal doors with HDF facing and middle layers (core) made of hollow (tubular) core particleboard or solid particleboard or higher quality core, with both non-rebated and rebated finish. Please note that we only recommend mounting on door elements tested by HEWI. In addition, mini can also not be installed on untested door elements. In this case, HEWI cannot guarantee perfect installation and continuous fitness for use. A current list of the tested door elements can be found on our website: www.hewi.de/ mini. Fittings with mini roses are not suitable for use on door elements with fire protection, smoke control, burglary resistance, wet room or radiation protection functions.

Designed and tested for the projects segment, user category to EN 1906 - Grade 4

Durability: Grade 7

Door weight: No classification specified

Fire resistance: Grade 0

Safety: Grade 1

Corrosion resistance: Grade 5




Security: Grade 0

Type of operation: U

Wyróżnienia



Kolory / Powierzchnie

	99 (czysta biel)
	92 (szary antracytowy)
	90 (czerń jetowa)