

Similar picture

Properties

Window handle

lockable, Design 111 made of polyamide, 20 mm diameter, 130 mm long, with 90 degree latching points and 7 mm square spindle, length protrudes by 30 mm (other lengths and 45 degree latching on request). The window handle meets the standards of DIN 18040.

Preassembled on a rose with metal base, 76.5 x 35 mm, with pivot diameter 10 mm, concealed screw fixing, screw hole spacing 43 mm, cover cap made of stainless steel (1.4301), wall thickness 1.5 mm. Integrated pushlock with 5 pin tumblers, lockable in all latched positions, the locking acts directly on the handle and blocks rotation of the handle.

















keyed to differ:

every lock cylinder requires a separate key, 2 keys are supplied with each handle.

keyed alike:

all lock cylinders can be locked with the same key.

Colours / Surfaces

 18 (mustard yellow)	 50 (steel blue)	 86 (sand)	 97 (light grey)
 24 (orange)	 55 (aqua blue)	 90 (jet black)	 98 (signal white)
 33 (ruby red)	 72 (may green)	 92 (anthracite grey)	 99 (pure white)
 36 (coral)	 84 (umber)	 95 (stone grey)	 74 (apple green)