

Właściwości

Lever handle for glass door locks







in R-technology with roses according to DIN 18255 and EN 1906 made of polyamide, high-polished surface, consisting of:

Lever handle 111.23R U-shaped made of high-quality polyamide with corrosion resistant steel insert, solid colour, diameter 23 mm, with stepped shoulder guide and groove, easily installed by latching the lever handle into the base parts pre-mounted on the door. The latching can be released using the dismantling tool. Fits Dorma Junior Office and Schlechtendahl Atelier F / R and Studio - Private Line. The locks are prepared for rose fixing. The lever handle meets the standards of EN 179 and DIN 18040.

Roses: model 305.23R substructure made of synthetic material-stainless steel composite, can be used for left and right-hand opening doors. Fixed rotating bearing of the lever handle with automatically latching all-round locking and 5 mm journal as maintenance-free plain bearing with elastic compensating area and second journal in the neck of the lever handle. Concealed, non-loosening screwed joint with M4 screw and sleeve combination as well as the pivot disappearing into the lock.

Rose cap, round, made of high-quality polyamide, solid colour, diameter 55 mm, 10 mm high, 1.5 mm wall thickness.

Kolory / Powierzchnie

 18 (żółta musztarda)	 55 (błękit akwaticzny)	 92 (szary antracytowy)	 99 (czysta biel)
 33 (rubinowa czerwień)	 84 (umbra)	 95 (szary kamień)	 74 (jabłko zielone)
 36 (koral)	 86 (piasek)	 97 (jasnoszary)	
 50 (stalowoniebieski)	 90 (czerń jetowa)	 98 (sygnał biały)	