

Properties

Pair of levers in R-technology:

Lever handle 115.23R, semi-circular in shape, made of high-quality polyamide with corrosion resistant steel insert, solid colour diameter 23 mm with stepped shoulder guide and groove. Installed by simply latching the lever handle into the base parts preassembled on the door.

The lever handle meets the standards of EN 179 and DIN 18040.

With square spindle 8, 8.5, 9 or 10/8 mm stepped

















Compatible with the following roses and backplates:

305.23R, 315.23R, 230.23R, 235.23R, 285.23R

Certificates



Colours / Surfaces

 18 (mustard yellow)	 50 (steel blue)	 86 (sand)	 97 (light grey)
 24 (orange)	 55 (aqua blue)	 90 (jet black)	 98 (signal white)
 33 (ruby red)	 72 (may green)	 92 (anthracite grey)	 99 (pure white)
 36 (coral)	 84 (umber)	 95 (stone grey)	 74 (apple green)