

Similar picture

Properties

Window handle

lockable, Design 162 made of matt polyamide, 21.3 mm diameter, 135 mm long, with 90 degree latching points and 7 mm square spindle, length protrudes by 30 mm (other lengths and 45 degree latching on request). Preassembled on a rose with metal base, 76.5 x 35 mm, with pivot diameter 10 mm, concealed screw fixing, screw hole spacing 43 mm, cover cap made of stainless steel (1.4301), wall thickness 1.5 mm. Integrated pushlock with 5 pin tumblers, lockable in all latched positions, the locking acts directly on the handle and blocks rotation of the handle.

keyed to differ:

every lock cylinder requires a separate key, 2 keys are supplied with each handle.

keyed alike:

all lock cylinders can be locked with the same key.

Sustainability: EPD Environmental Product Declaration




Awards



Certificates



Colours / Surfaces

	99 (pure white)
	92 (anthracite grey)
	90 (jet black)