

Podobne zdjęcie

Właściwości

Standard door fitting with escutcheons

with flat roses according to DIN 18255 and EN 1906 and inlay made of coloured, matt polyamide, consisting of: door lever handle design 162.21PB in mitre cut made of matt polyamide, with continuous steel core up to the end of the lever handle, through-dyed, 21.3 mm diameter, with shank guide, with grub screw M5, for additional fixing of the door lever handle on the square spindle, for optimum transfer of force to the door leaf.

Flat lever rose and escutcheons, 306.23PBXI..., round, diameter 52 mm, 4.0 mm high. Concealed, non-loosening connection: fixed rotating bearing of the lever handle and the roses, and support pin that dips into the door leaf.

Fast and easy assembly by latching in preassembled assemblies.

Rose material stainless steel (1.4301) matt

Rose insert made of matt polyamide

Designed and tested for the projects segment, user category to EN 1906 - Grade 4

Durability: Grade 7

Door weight: No classification specified

Fire resistance: Grade 0

Safety: Grade 1

Corrosion resistance: Grade 4




Security: Grade 0

Type of operation: U

Wyróżnienia



Kolory / Powierzchnie

	99 (czysta biel)
	92 (szary antracytowy)
	90 (czerń jetowa)