

Dimensions in mm

Similar picture

### Properties

Entrance set

in R-technology with roses according to DIN 18255 and EN 1906 made of matt polyamide, high gloss surface, consisting of:

Knob model 123.23PBR made of matt polyamide and lever handle model 162.21PB... in mitre cut, made of matt polyamide with continuous steel core into the end of the lever handle, solid colour, diameter 21.3 mm, with stepped shoulder guide and groove, easily installed by latching the lever handle into the base parts pre-mounted on the door.

The latching can be released using the dismantling tool.

Roses: model 305.21PB... and 306.23PB, rose substructure made of synthetic material-stainless steel composite, can be used for left or right-hand opening doors. Fixed rotating bearing of the lever handle with automatically latching all-round locking and 5 mm journal as maintenance-free plain bearing with elastic compensating area and second journal in the neck of the lever handle. Concealed, non-loosening screwed joint.

Rose cover cap, round, made of matt polyamide, solid colour, diameter 55 mm, 10 mm high, 1.5 mm wall thickness.

Designed and tested for contract use, category of use according to EN 1906 - Class 4 fittings with square spindle 8 - 8.5 mm

Category of use: Class 4

Durability: Class 7

Door mass: No classification specified

Fire resistance: Class 0




Security: Class 1

Corrosion resistance: Class 5

Anti-burglar protection: Class 0

Design type: U

### Colours / Surfaces

	99 (pure white)
	92 (anthracite grey)
	90 (jet black)