

Podobne zdjęcie

Wymiary w mm

Właściwości

Window handle

lockable, Design 162 made of polyamide, 21.3 mm diameter, 135 mm long, with 90 degree latching points and 7 mm square spindle, length protrudes by 30 mm (other lengths and 45 degree latching on request).

Preassembled on a rose with metal base, 76.5 x 35 mm, with pivot diameter 10 mm, concealed screw fixing, screw hole spacing 43 mm, cover cap made of stainless steel (1.4301), wall thickness 1.5 mm. Integrated pushlock with 5 pin tumblers, lockable in all latched positions, the locking acts directly on the handle and blocks rotation of the handle.





keyed to differ:


every lock cylinder requires a separate key, 2 keys are supplied with each handle.

keyed alike:

all lock cylinders can be locked with the same key.

Kolory / Powierzchnie

	99 (czysta biel)
	98 (sygnał biały)
	92 (szary antracytowy)
	90 (czerń jetowa)

	86 (piasek)
	84 (umbra)