

Podobne zdjęcie

### Właściwości

Vacant/Engaged fitting

Flat roses according to DIN 18255 and EN 1906 and inlay made of coloured polyamide, consisting of: Lever handle design 162.21P... in mitre cut made of polyamide, with continuous steel core up to the end of the lever handle, through-dyed, 21.3 mm diameter, with stepped shoulder guide and latching groove, with grub screw M5, for additional fixing of the door lever handle on the square spindle, for optimal transfer of force to door leaf. Flat lever rose and rose with turn knob, 306.23X1..., round, diameter 52 mm, 4.0 mm high. Concealed, non-loosening connection: Fixed rotating bearing of the lever handle and the roses, and in the door leaf dipping support pin. Easy and fast assembly, by snapping in pre-assembled assemblies. Toilet version with emergency opening by means of coin and optionally with or without occupancy disc (red/green indicator) on the outside. Rose material made of stainless steel (1.4301) matt, rose inserts made of polyamide high-gloss

Designed and tested for the projects segment, user category to EN 1906 - Class 4

Durability: Class 7

Door weight: No classification specified

Fire resistance: Class 0

Safety: Class 1

Corrosion resistance: Class 4




Burglary protection: Class 0

Type of operation: U

### Wyróżnienia



### Kolory / Powierzchnie

	99 (czysta biel)
	92 (szary antracytowy)
	90 (czerń jetowa)

Zastrzega się możliwość wprowadzania zmian technicznych, 22.12.2023