

Dimensions in mm

Similar picture

Properties

Pair of handles in R-technology:




Lever handle 162.21PB... in mitre cut, made of matt polyamide with continuous steel core into the end of the lever handle, solid colour, diameter 21.3 mm, with stepped shoulder guide and groove, with set screw M5 x 8, easily installed by latching the lever handle into the base parts pre-mounted on the door.

With square spindle 8, 8.5, 9 or 10/8 mm offset

Compatible with the following roses and backplates:

305.21PBR, 230.21PBR, 315.21PBR

Colours / Surfaces

	99 (pure white)
	92 (anthracite grey)
	90 (jet black)