

Similar picture

### Properties

Pair of handles in R-technology:





Lever handle 166.21P... in mitre cut, made of high-quality polyamide with continuous steel core into the end of the lever handle, solid colour, diameter 21.3 mm, with stepped shoulder guide and groove, with set screw M5 x 8, easily installed by latching the lever handle into the base parts pre-mounted on the door. The lever handle fulfils the guidelines of the German Federal Association of Accident Insurers "Bundesverbandes der Unfallkassen e. V." (BUK) - safety margin to closing edge 25 mm. The lever handle fulfils the requirements of EN 179.



For square spindle 8, 8.5, 9 or 10/8 mm offset

Compatible with the following roses and backplates:

315.21R

### Colours / Surfaces

	99 (pure white)
	98 (signal white)
	92 (anthracite grey)
	90 (jet black)

	86 (sand)
	84 (umber)