

Similar picture

Dimensions in mm

### Properties















Backplate, short

long stems, in R-technology made of polyamide, solid colour, high-gloss surface, and for handle diameter 23 mm  
Backplate substructure made of synthetic material-stainless steel composite, can be used for left and right-hand opening doors. Concealed, non-loosening screwed joint with M4 screw and sleeve combination as well as the pivot disappearing into the door leaf.

Backplate cap 31 x 203 mm, 10.5 mm high, flat, 1.5 mm wall thickness.

Supplied without screws

### Colours / Surfaces

 18 (mustard yellow)	 55 (aqua blue)	 92 (anthracite grey)	 99 (pure white)
 33 (ruby red)	 84 (umber)	 95 (stone grey)	 74 (apple green)
 36 (coral)	 86 (sand)	 97 (light grey)	
 50 (steel blue)	 90 (jet black)	 98 (signal white)	