

Similar picture





Dimensions in mm



Properties

Short WC door backplate

Short cams in R-technology made of matt polyamide, solid colour, for lever handle neck diameter 20 mm
Composite synthetic material and stainless steel backplate substructure, can be used for left or right-hand opening doors. Concealed, non-loosening screwed joint with M4 screw and sleeve combination as well as lug disappearing into the door leaf. WC version with emergency opening by means of square spindle or coin and occupancy disc (red/white indicator) on the outside (long cams). Turn knob on the inside (short cams).
Backplate cover cap 45 x 168 mm, 10.5 mm high, flat, 1.5 mm wall thickness.
Supplied without screws

Colours / Surfaces

	99 (pure white)
	98 (signal white)
	97 (light grey)
	95 (stone grey)

	92 (anthracite grey)
	90 (jet black)