

Dimensions in mm

Similar picture

Properties

Backplate, short















in R-technology made of polyamide, solid colour, high-gloss surface, and for handle diameter 20 mm

Backplate substructure made of synthetic material-stainless steel composite, can be used for left and right-hand opening doors. Concealed, non-loosening screwed joint with M4 screw and sleeve combination as well as the pivot disappearing into the door leaf.

Backplate cap 46 x 168 mm, 10.5 mm high, flat, 1.5 mm wall thickness.

supplied incl. screws

Colours / Surfaces

 18 (mustard yellow)	 55 (aqua blue)	 92 (anthracite grey)	 99 (pure white)
 33 (ruby red)	 84 (umber)	 95 (stone grey)	 74 (apple green)
 36 (coral)	 86 (sand)	 97 (light grey)	
 50 (steel blue)	 90 (jet black)	 98 (signal white)	