

Similar picture

Dimensions in mm

### Properties

Short WC door backplate




Long cams in R-technology made of matt polyamide, solid colour, high gloss surface, for lever handle neck diameter 21.3 mm

Composite synthetic material and stainless steel backplate substructure, can be used for left or right-hand opening doors. Concealed, non-loosening screwed joint with M4 screw and sleeve combination as well as lug disappearing into the door leaf. WC version with emergency opening by means of square spindle or coin and occupancy disc (red/white indicator) on the outside (long cams). Turn knob on the inside (short cams).

Backplate cover cap 46 x 168 mm, 10.5 mm high, flat, 1.5 mm wall thickness.

Supplied incl. screws

### Colours / Surfaces

	99 (pure white)
	92 (anthracite grey)
	90 (jet black)